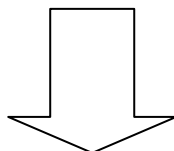


Stage 2 Community Studies- Using materials from another subject

Advice for teachers

Before withdrawing a student from a current subject and enrolling in Stage 2 Community Studies consider the student's

- career path
- need for an ATAR (Community Studies will not contribute to an ATAR)
- SACE completion requirements
- willingness/desire to undertake and complete a Community Studies subject



WITHDRAWAL FROM CURRENT SUBJECT

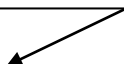
Decide if the student is to:

1. remain with the current subject teacher while they are doing their Community Studies subject
2. join an established Community Studies class
3. spend some time in the class and the remainder of time in a designated work area e.g. library
4. report to a designated teacher (off-line)



TEACHER-STUDENT MEETING

- Consider the evidence the student has from their previous subject e.g. completed tasks
- Discuss possible related community activities and/or areas of interest
- Decide on the Community Studies Area of Study
- Withdraw from existing subject
- Enrol in Community Studies, using the correct code



For example: Visual Arts may be converted to Arts and the Community

Areas of Study	Code	10 or 20 credits
Arts and the Community	2AAY	20
Communication and the Community	2CAY	
Foods and the Community	2FAY	
Health, Recreation, and the Community	2HAY	
Science, Technology and the Community	2NAY	
Work and the Community	2WAY	

NOTE

10-credits = 60 hours
20-credits = 120 hours

Arrange a meeting between teacher(s) involved and student.

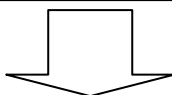
Ensure everyone is clear on the assessment requirements and timelines.

Stage 2 Community Studies- Using materials from another subject

Advice for students

Visit the SACE website to

- become familiar with the subject outline requirements, assessment types and performance standards
- view examples of contracts <http://www.sace.sa.edu.au/subjects/stage-2/cross-disciplinary/community-studies>



CONTRACT DEVELOPMENT

My Community Activity

Provide background information about yourself (e.g. plans for the future, interests, hobbies, work, community involvement)

- Indicate the way you prefer to learn and why
- State the subject you are withdrawing from and explain why you are withdrawing
- Provide a broad overview of what you hope to achieve and why
- Clearly outline what your community activity will be (e.g. exhibition, display, performance, service, event etc)

My Community Activity (continued)

- Sequentially list the planning, community interaction, community expert involvement, and community activity steps

HELPFUL HINTS

- Consider providing approximate times for each step to ensure the subject reflects either 10-credits (60 hours) or 20-credits (120 hours)
- Choose tasks completed from the original subject which have a link to the community activity
- For a 20-credit subject it is helpful to present steps as Part A and Part B (where Part A documents the learning and work done in the original subject)
- Develop a community activity that reflects your interests or involvements

Preparing for chosen Community Activity

- Identify which capability/capabilities that you will focus on in your activity (refer to pages 1 – 3 of the *Community Studies subject outline*) and explain why it/they will be the focus
- Describe the personal knowledge and skills (including literacy and numeracy) you already have and those you intend to build throughout your community activity

Getting Feedback from the Community

- You will be expected to be involved with a section of the community beyond the school
- A contact in the wider community, who can advise before, during and after the activity is highly desirable

My Community Presentation

- Identify:
 - the audience for the community presentation
 - the format of the presentation
 - how you will obtain feedback from the audience

Folio – Evidence of My Activities and Learning

- Consider the range of ways you will present evidence of your learning
- Evidence can be written, oral, multimodal

NOTE: Assessment will be against Community Studies subject outline requirements, using the Stage 2 Community Studies performance standards (you will not be assessed according to the withdrawn subject performance standards)

