

## Creative Arts Product #2

## “MUSIC MATTERS”

The creative arts process comprises four interrelated elements common to all creative arts programs:

- investigation
- development
- production
- reflection

Your Production Task requires evidence from all stages of the above process.

Note: Your **Folio of Evidence** should contain evidence of the key stages in the development of your creative production. Experimentation and proto-typing is encouraged. Note from PA4 in Performance Standards; ‘development and application of a variety of practical skills, techniques, and processes.’

### Digital Arts Production Task #2

**‘Music Matters’**

Using the creative arts process outlined above; investigate, design, test and produce a creative production, using the theme “Music Matters”, in your chosen field of art.

Resource - Look at the **Why Music Matters** movement here: <http://whymusicmatters.com.au/>

- Video – up to 3 - 5 minutes in length
- Animation – up to 2 minutes in length
- Print – an A1 poster or 8 - 10 page comic book
- Photography – folio of 20 images

Assessment is based on your **Production and Folio of Evidence** (10 pages, 1000 words or 6 minute video) using the Performance Standards listed below.

**Time allocated** – 8 weeks

### Performance Standards for Stage 2 Creative Arts PRODUCTION #2

	Knowledge and Understanding	Practical Application	Investigation and Analysis	Evaluation
<b>A</b>	<p>In-depth knowledge and understanding of creative arts concepts specific to relevant creative arts discipline(s).</p> <p>Astute and accurate understanding and use of language specific to relevant creative arts discipline(s).</p> <p>In-depth knowledge of a variety of creative arts media, materials, techniques, processes, and technologies, and understanding of their possible applications.</p>	<p>Creative and clear expression and communication of ideas and opinions relevant to the program focus.</p> <p>Discerning use of the creative arts process in the development and presentation of well-refined creative arts product(s).</p> <p>Highly productive and proactive individual and/or collaborative approaches to the creative arts process.</p> <p>Refined and integrated development and application of a variety of practical skills, techniques, and processes.</p>	<p>Purposeful investigation, selection, critical analysis, and full acknowledgment of a variety of appropriate sources and ideas.</p> <p>Astute and detailed exploration and analysis of appropriate creative arts media, materials, techniques, processes, and technologies within and/or across creative arts forms.</p>	<p>Insightful and knowledgeable evaluation of creative arts products, with reference to practitioners’ intentions, processes, outcomes, and contexts.</p> <p>Insightful critical reflection on personal creative arts ideas, processes, and products.</p> <p>Discerning and well-informed appraisal of others’ creative arts ideas and processes, and astute expression of aesthetic opinions.</p>

# PITCH

PLAN FOR PRODUCTION

Opened by on 25 July (12:46 pm)

My intention for my second creative production is to create an illustrated animation on the theme of 'music matters'. My aim is to express why music matters to teenagers and young people and to talk specifically about why it matters to me. I also have a friend who plays music who I plan on interviewing to get a different perspective and I will also include her thoughts and opinion in my animation. After my initial research and interviews I will write up a script / dialogue for the animation including the stories of both my friend and I, which will be presented in a spoken word poetry format. I will include that as a voice over on top of music in the animation. I hope to make it around 1.5 - 2 minutes long and include not only line drawings but some elements of collage or painting into my animation so as to extend my use of media. I want to experiment with typography and creative imagery as well as the application of colour in my animation.

replied on 25 July (2:47 pm)

I think your art style lends itself well to animation and as a production task there is quite some complexity. After our discussion in class I am unsure of which direction you are taking. Is it a pure 'Why Music Matters' exploration as outlined here or are you now looking at visualising your poetry? Either task will be suitable but they are distinctly different.

Next is to do some investigation and experimentation to determine both the mode and style of animation. You have shown me great technical skills in past work so I am sure you will be able to master a technique that enhances your personal aesthetic. Can you give some idea and updated details of the direction you intend to take, both in content and technique?

replied on 26 July (3:54 pm)

I think I am going to write a spoken word poem about why music matters to me while including some elements of poems I've already written as I have written on the subject of music previously. The animation will be visualising the concepts that I present in the poem.

As for technique I hope to create a flip book/stop motion style animation by hand drawing the illustrations in my style and then scanning and digitally colouring them and combining and layering certain elements. I want to create a series of images / artworks / illustrations and place/play them in sequential order using a video editing program to create the illusion of movement and then add dialogue and music over the top.

replied at 12:10 pm (8 hours) ago

Your proposal reads in a very positive way. Now is time to do some investigation, firstly looking at what other artists have been doing in this field and then determining the best technique that will allow you to best express your artistry.

Have a look at this piece which is water colour based animation along with parallax scrolling.

<https://www.youtube.com/watch?v=AhSrBFFzBRU>

## INSPIRATION



"Happy Time - Short film - Watercolour animation."  
- Matvey Rezanov.

↑ I love the elements of realism in the texture of the watercolours. It creates a flowing animation



"TIME WARP (Hand Drawn Animation)"  
- Ben Heine.

↑ This film was closest to my illustration style - I like the smoothness of the lines in digital drawings.



"UMBRA (Animated short - HD 2010)"  
- Malcolm Sutherland.

↑ I like the hand-drawn style of animation and the limited use of colour.



"Stop motion whiteboard animation"  
- Jonny Lawrence.

↑ A different technique that I find very interesting.



"Loving like an existentialist"  
- Savannah Brown.

↑ I love the use of colour in these animations.

← This film is especially inspiring because it includes a poem. I love the hand-drawn quality and the combination of black and white film and animation.



# RESEARCH

## TED-ED



"What makes a poem... a poem?"  
- Melissa Kovacs



"The pleasure of poetic pattern"  
- David Silverstein.



"The poet who painted with his words."  
- Genevieve Emy.

[ I was inspired by the animation style of each of these videos - but also the way they talked about poetry in relation to music - I hope to include some of this knowledge in my poem. ]

## MUSIC MATTERS



Nina Simone



Something for Kate



Nick Cave

[ These all explore the theme that my animation will explore - 'Music Matters' - and were made for the 'Music Matters' campaign. These helped me gain inspiration for both content and animation style. ]

↑ I like the limited use of colour in this animation.

↑ I like the simple geometric style of illustration.

↑ I am inspired by the hand drawn illustration and poetic presentation.

## INSPIRING POEMS I'VE WRITTEN EXPLORING MUSIC

### LOTIONS AND POTIONS WON'T HELP THIS TIME

i.  
I think part of what cured me  
Was in the listening of the lyrics  
Instead of just the song  
And having the realisation  
Swim through my veins  
That those words  
Had to come from somewhere  
And maybe  
I'm not so alone

ii.  
Or maybe it was the growing awareness  
That it's actually okay to be alone  
With my thoughts  
Watching them float and fly and fight -  
The beautiful chaos.  
Perhaps I don't need to be  
Constantly trying to wind my watch forward  
To speed up time  
To try and distract myself  
From the tumbling tides  
Of a fluctuating mind  
Because what if that's only making it worse?

iii.  
I knew that I was better  
When I removed the barriers  
Of distraction  
That blast cutting melodies  
Through my swarming thoughts.  
They engulf them and swallow them  
While the speakers  
Keep the doors shut  
So they can't be spat back out.

When I took away the barricade  
And opened up my head  
I was allowing my mind to freely form  
Butterflies on its own  
Because I could feel that just the rain  
Would be enough to calm them.

iv.  
I felt my torn seams sew shut  
When my mind suddenly awoke.  
I was back to my  
Awake-until-the-a.m.-writing-poems mind,  
My buzzing-with-ideas mind,  
My everything-is-poetry mind,  
My never-out-of-ideas mind,  
My always-in-a-daydream mind  
But awake-  
Mind.

MUSIC

i.  
I have a playlist  
For the love I lost,  
So that when my swollen heart  
Feels lonely,  
I can play every song  
I find a piece of him in  
To feel him in my shadows  
And feel slightly more at home.

ii.  
I have a playlist  
For my sorrows,  
So I can feel comfortable  
Crying my feelings out  
And bring to them  
A calmness in knowing  
That being sad is okay  
And they aren't all alone.

iii.  
I have a playlist  
For the love I have  
To remind me  
That there is a universe of stars  
In everyone's hearts  
And why should I mourn over the holes in mine  
When I can admire  
The magic in his.

iv.  
I have a playlist  
For my glittering smiles -  
My happy days,  
To keep my face turned  
Toward the sun  
So I can't see the shadow behind me,  
And to give me songs  
To dance to.

PIANO KEYS  
You built a piano inside of me  
And every time you return home,  
The first thing you do  
Is sit down and  
With your perfect fingers  
You say are too big for the keys,  
Play the most beautiful melody.  
I can find notes of it  
In every song I hear  
So maybe that's why  
Everything I listen to  
Reminds me of you.

↑ Explores music being able to create memories.

↑ Explores the idea that songs are more than a tune and that listening to lyrics can make us feel less lonely.

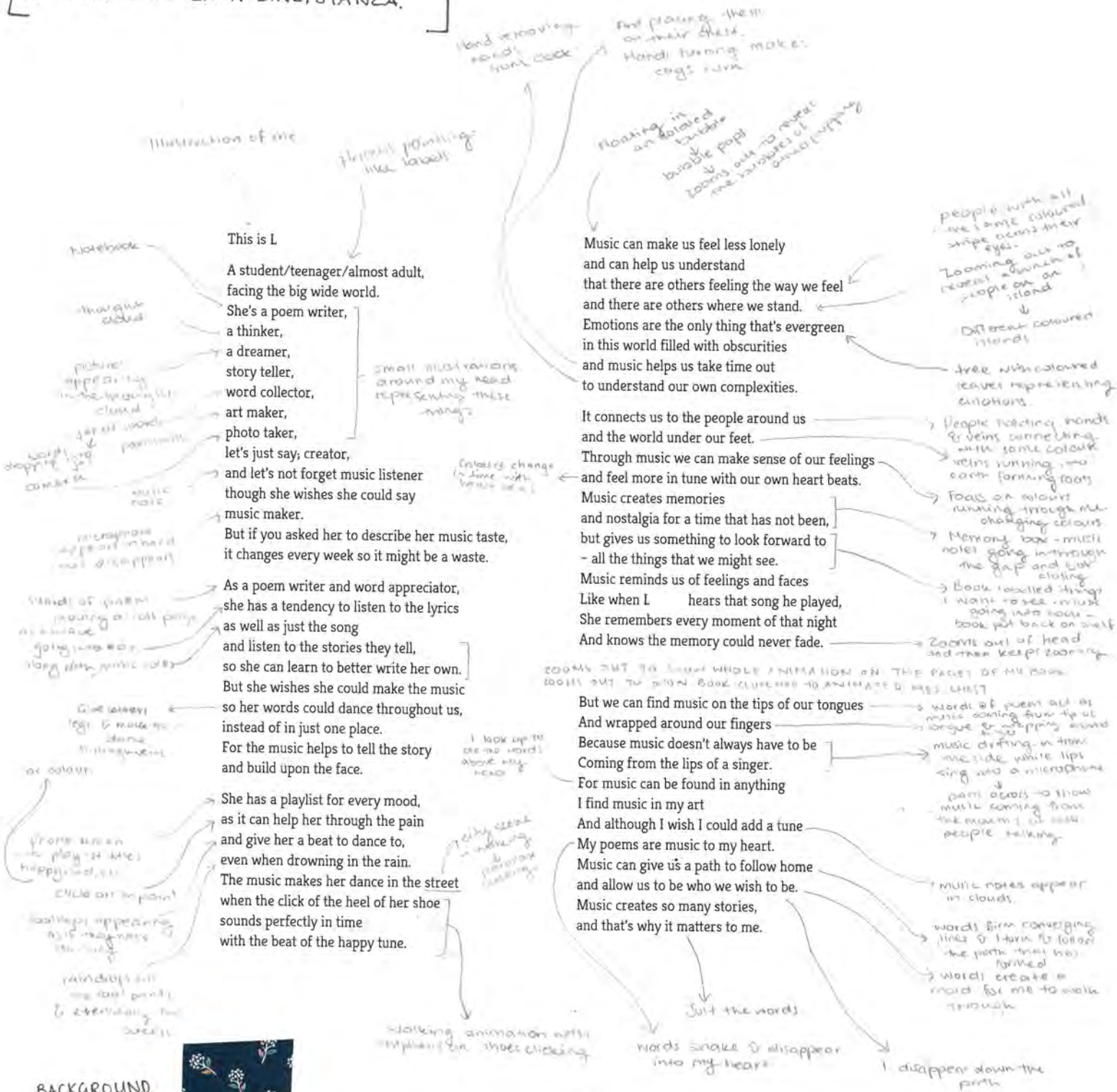
In my spoken word,  
I want to include  
Elements of poems I've  
already written.

← Music will always be there no matter how we feel.



# IDEATION


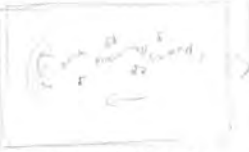





















[SPOKEN WORD POEM SCRIPT + IDEA BRAINSTORM FOR POTENTIAL IMAGERY TO PAIR WITH EACH LINE/STANZA.]



← Colour Scheme Ideas.

← Could use colours to represent music / emotions throughout.

# STORYBOARD

 STARTS EMPTY INTRODUCING ME	 ITEMS PROGRESSIVELY APPEAR	 WORDS FLOW INTO PEN IMITATING MUSIC	 "MUSIC" FLOWS INTO PEN	 WORDS ON PAGE DANCE	 WORDS FILL AND COLOUR FACE
 SHOWS PLANETS "ZOOM" IN ON PAGE	 FOOTSTEPS TO SHOW DANCING	 RAIN DROP FILL SCREEN	 WALK CYCLE WITH GESTURES TO SHOW MUSIC BEAT	 HE IN BUBBLE - "LONELINESS"	 BUBBLE POPS
 LOTS OF PEOPLE WITH SAME COLOUR FACE TO SIGNIFY EMOTION	 STANDING TOGETHER ON AN ISLAND	 LEAVES GROW ONTO TREE	 ISABEL WHISKED OFF TO TREE	 STAVES GO INTO BOOK CRACK	 MUSIC ENTERS
 ZOOMS INTO BOOK	 GOGS TURNING	 "MUSIC" RUNNING THROUGH VEINS OF OUTSTRETCHED HAND	 "MUSIC" "CONNECTING" PEOPLE	 "MUSIC" RUNNING THROUGH FEET	 "MUSIC" RUNNING INTO ROOTS
 OUT OF ROOTS	 "MUSIC" SWIRLING AROUND HEART	 "MUSIC" FLOW INTO MEMORY BOX	 BOX CLOSES	 BOX MOVES TO SHELF	 BOX ON SHELF OPENS
 FACES APPEAR IN FRAMES	 SPEAKERS PULSING - MUSIC COMES OUT	 THOUGHT / MEMORY CLOUD APPEARS OVER BOOMBOX	 TIMELINE OF MOMENTS IN CLOUD	 MEMORY IS LOCKED INTO MY HEAD AS IT ZOOMS OUT	 WHOLE STORY IS IN BOOK
 BOOK CLOSES	 ZOOMS OUT - I AM HOLDING BOOK TO CHEST	 MUSIC CAN BE FOUND ON THE TIP OF OUR TONGUE	 MUSIC WRAPPED AROUND OUR FINGERS	 MUSIC DRIFTING FROM OUTSIDE THE SINGER'S LIPS	 THE CONVERSATION CREATES MUSIC
 LOOKING UP AT WORDS	 CLOUD FORMS AND FADES WITH MUSIC	 MUSIC NOTES STAY AND SNAKE TO MY HEART	 WORDS FORM PATH AND DOGEWAY	 MUSIC CREATES STORY	

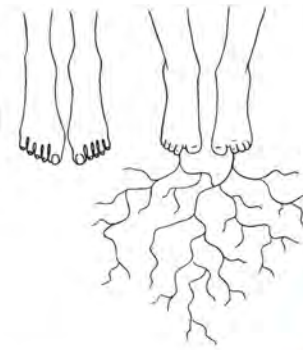
and that's why it matters to me

STORYBOARD TO CREATE A ROUGH PLAN AND TO GENERATE IDEAS FOR ILLUSTRATIONS.




# DEVELOPMENT

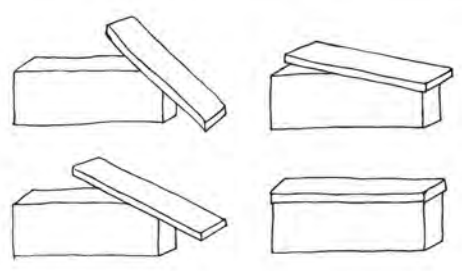
## INITIAL SKETCHES + REFERENCES



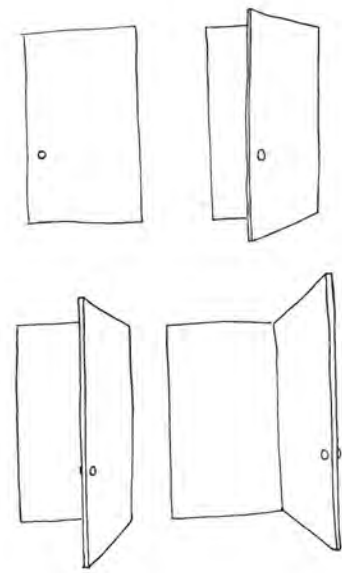
I coloured my drawings using live paint after using live trace to convert them to digital drawings



my phone



I like the smooth, contemporary feel of the digitised illustrations.



A challenge was maintaining the same style throughout while some drawings were more complex, but I'm happy with the result I achieved by minimalising shading and simplifying images.





# DEVELOPMENT

## INITIAL ILLUSTRATION (AFTER LIVE TRACE)



rearranged to fit screen / frame size.

Initial idea was to use outlines and introduce colour later.

Selective colours representing emotion (or things that create emotion.)

made some adjustments to make face more symmetrical.

adds life and colour to face - differentiates it from other objects.

unnecessary lines.



looks unfinished


not interesting enough.



full colour is much more exciting and appealing.



white looks unfinished.




warm and welcoming, not too light, not too dark.



everything stands out.



doesn't tone in with colours.



blends in with foreground too much.



good colour for 'dreaming' scene.

changed to a more limited colour scheme to balance the composition.



# DEVELOPMENT


music ↙

## ADDING DEPTH & INTEREST TO ILLUSTRATIONS




Abstract representations of feelings & music are presented using a separate distinguishable brush.

↑ emotions are 'evergreen'  
 ↙ rain drawn using this brush as it is representing feeling 'blue'.



'music' inspires stories ↙

↑ memories




Thought bubble (thoughts are abstract) ↙



look the most hand-drawn & opaque.

I chose to create mostly plain backgrounds and flat colour illustrations so as to emphasise the organic nature of the lines representing music - thus emphasizing the music.


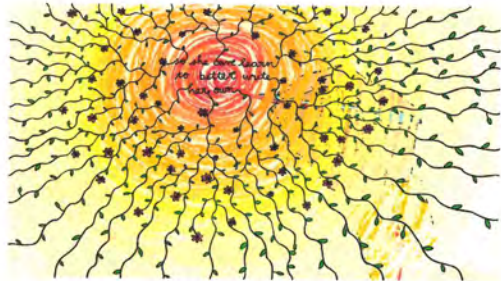
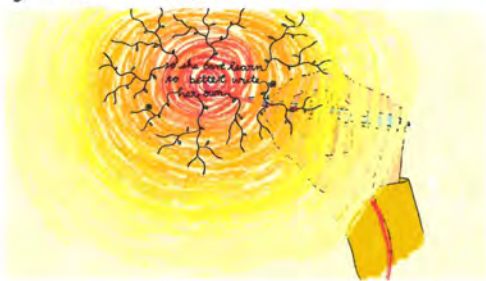


## BRUSH EXPERIMENTS



↳ Inspired by [Loving like an existentialist by Savannah Brown - Animated by Maddy Vian] ↗


Changing colour representing growth. ↘








# DEVELOPMENT

## ANIMATION TRANSITIONS

 = RESEARCH/INSPIRATION




Outerspace Mover - Tom Rosenthal - Animated by: Gemma Green-Hope  
 Still scenes with subtle background animated with no transition to each new scene. Only the man moves.  
 I would like smoother, more seamless transitions.



Fenn - Tom Rosenthal - Animated by: Sarina Nihei  
 Inspired my own work

Fades into lighter colour to create new background



Fenn - Tom Rosenthal - Animated by: Sarina Nihei  
 \* ZOOM

zooms into face

zooms into hair



I am inspired by Sarina Nihei's transitioning techniques as I admire the smooth and seamless nature, so I applied some of these techniques to my own work.

zooms into book

This colour becomes new background colour.



Fenn - Tom Rosenthal  
 \* SLIDE


Image slides up to reveal new part of animation

image slides to the side.



# DEVELOPMENT

## ANIMATING



How I Work - Text Wiggle Animation

While different programs were used in this tutorial, it served as a good base to learn from, as I liked the simple style of animation just using images.



Uplifting Background Music

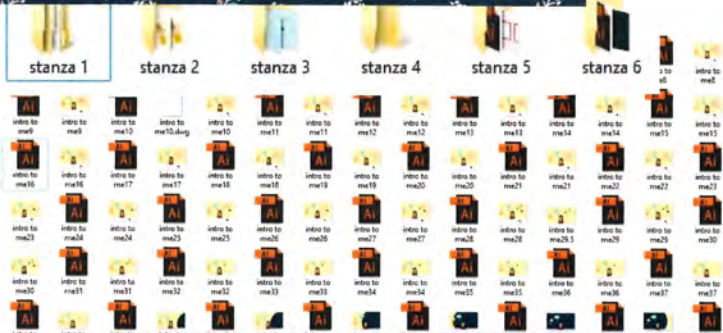
Positive, sounds feel modern to match animation, doesn't match poetic rhythm.



Uplifting Corporate Ambient - Royalty Free Music

Simple, matches rhythm of poem, electronic sounds matching the modern animation.


## CONSTRUCTING ANIMATION



Motivational Background Music

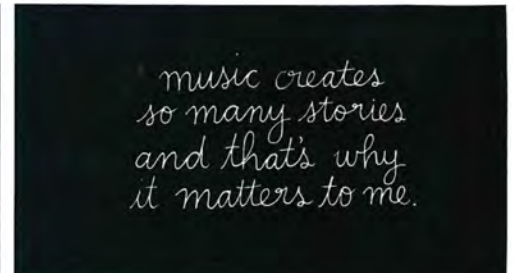
Positive, simple, feels too classical.

By: bdProductions

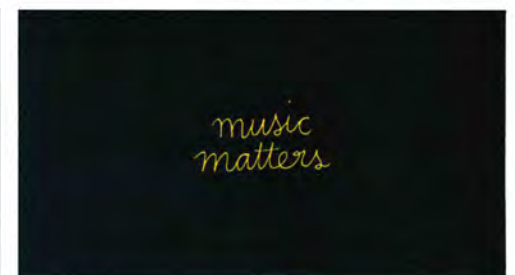




Saved each image as an Illustrator file (in case anything needed editing) and a jpeg image and placed them all together in Adobe Premier Pro to play together and create the illusion of movement.

## FINAL SCENE



Displayed final line as only text to create emphasis



Singled out the words 'Music Matters' to create an end title screen.