



South Australian  
Certificate of Education

The purpose of this sample paper is to show the structure of the 130-minute Mathematical Methods examination and the style of questions that might be used. The examination will consist of questions that assess a *selection* of the key questions and key concepts from across the six topics.

# Mathematical Methods

## November 2020 sample paper

### Question booklet 2

- Questions 7 to 10 (44 marks)
- Answer **all** questions
- Write your answers in this question booklet
- You may write on page 13 if you need more space
- Allow approximately 65 minutes
- Approved calculators may be used — complete the box below

2

SAMPLE

© SACE Board of South Australia 2020

**Copy the information from your SACE label here**

SEQ

FIGURES

CHECK LETTER

BIN

**Graphics calculator**

1. Brand \_\_\_\_\_

Model \_\_\_\_\_

2. Brand \_\_\_\_\_

Model \_\_\_\_\_



Government  
of South Australia









(b) Now consider the general function  $h(x) = e^{-x}x^n$ , for  $x > 0$  and  $n \geq 2$ , where  $n$  is a real number.

(i) Show that  $h''(x) = e^{-x}x^{n-2}(x^2 - 2nx + n(n-1))$ .

(3 marks)

(ii) Hence show that the graph of  $y = h(x)$  for  $x > 0$  always has two distinct points of inflection.

(3 marks)








(e) A company would like their advertising campaign to have a probability of success that is greater than 0.8.

Show that this would be achieved by posting a batch of at least 90 product C memes on social media.



(2 marks)

SAMPLE






(e) On the axes on page 10, sketch the graph of  $y = g(t)$ . (2 marks)

(f) Is the probability of an individual spending between 0 and 10 minutes in the food queue greater than or less than the probability of an individual spending between 0 and 10 minutes in the entry queue?


Give a reason for your answer, *without* calculating the probability of spending between 0 and 10 minutes in the food queue.



(2 marks)

SAMPLE

You may write on this page if you need more space to finish your answers to any of the questions in Question booklet 2. Make sure to label each answer carefully (e.g. 7(c)(ii) continued).



A large grid of graph paper for writing answers. The grid is composed of small squares and is intended for students to use if they need more space to finish their answers to any of the questions in Question booklet 2. A large, light gray watermark reading "SAMPLE" is diagonally across the grid.

*This sample Mathematical Methods paper shows the format of the examination from November 2020.*





